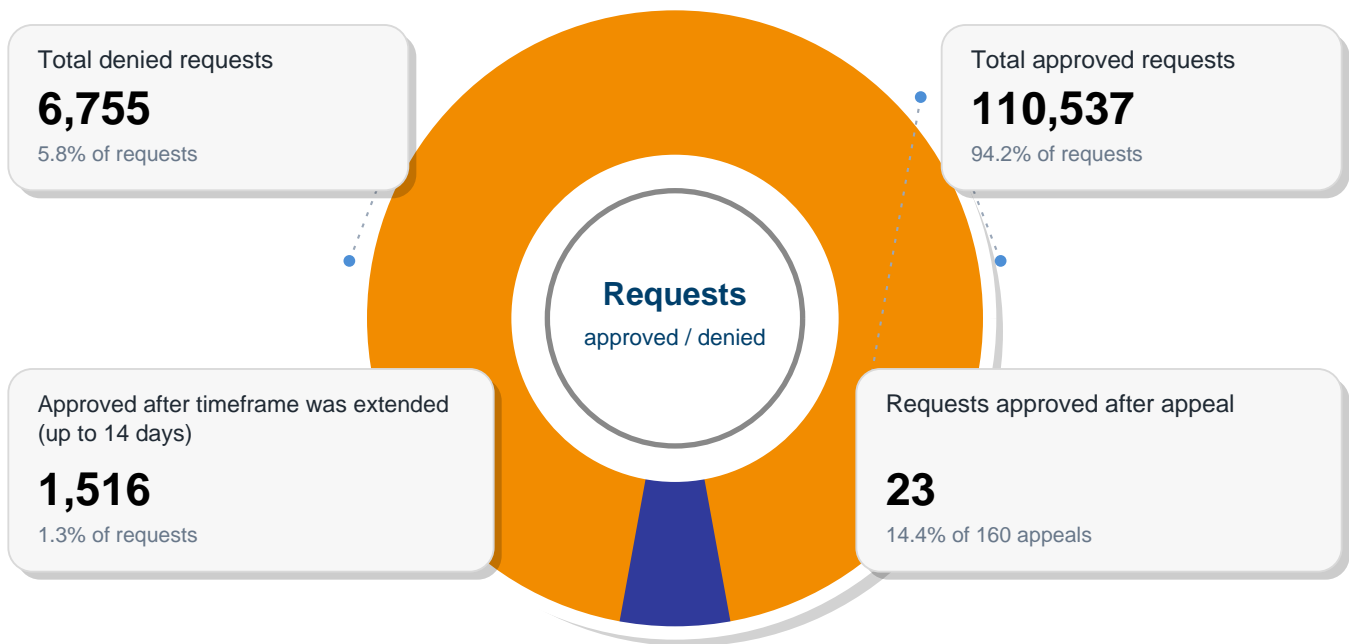


VNS Health Medicare (HMO)

In 2025, we received a total of 117,292 standard (non-urgent) prior authorization requests. 94.2% were approved.

Standard (non-urgent) requests



The mean (average) time to make standard (non-urgent) prior authorization decisions was

10.62 days

The median (middle) time to make standard (non-urgent) prior authorization decisions was

12.55 days

VNS Health Medicare (HMO)

In 2025, we received a total of 1,023 expedited (urgent) prior authorization requests. 97.8% were approved.

Expedited (urgent) requests



The mean (average) time to make expedited (urgent) prior authorization decisions was

1.57 days

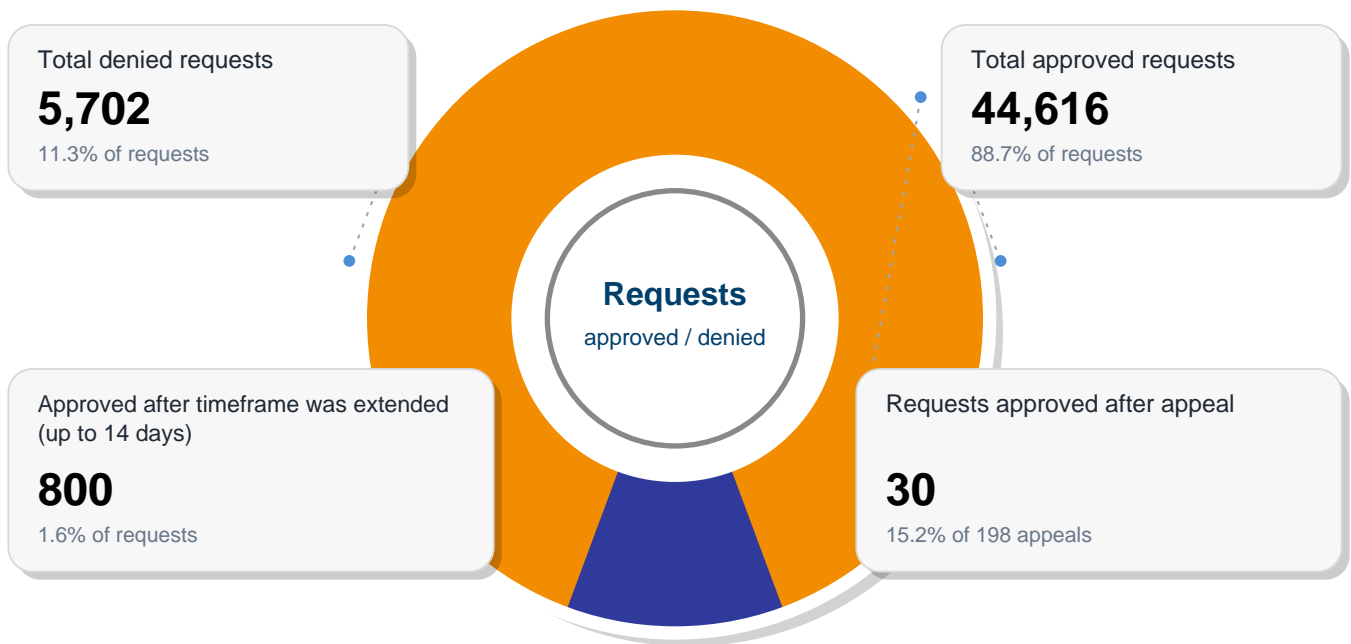
The median (middle) time to make expedited (urgent) prior authorization decisions was

0.93 days

VNS Health Total (HMO D-SNP)

In 2025, we received a total of 50,318 standard (non-urgent) prior authorization requests. 88.7% were approved.

Standard (non-urgent) requests



The mean (average) time to make standard (non-urgent) prior authorization decisions was

9.75 days

The median (middle) time to make standard (non-urgent) prior authorization decisions was

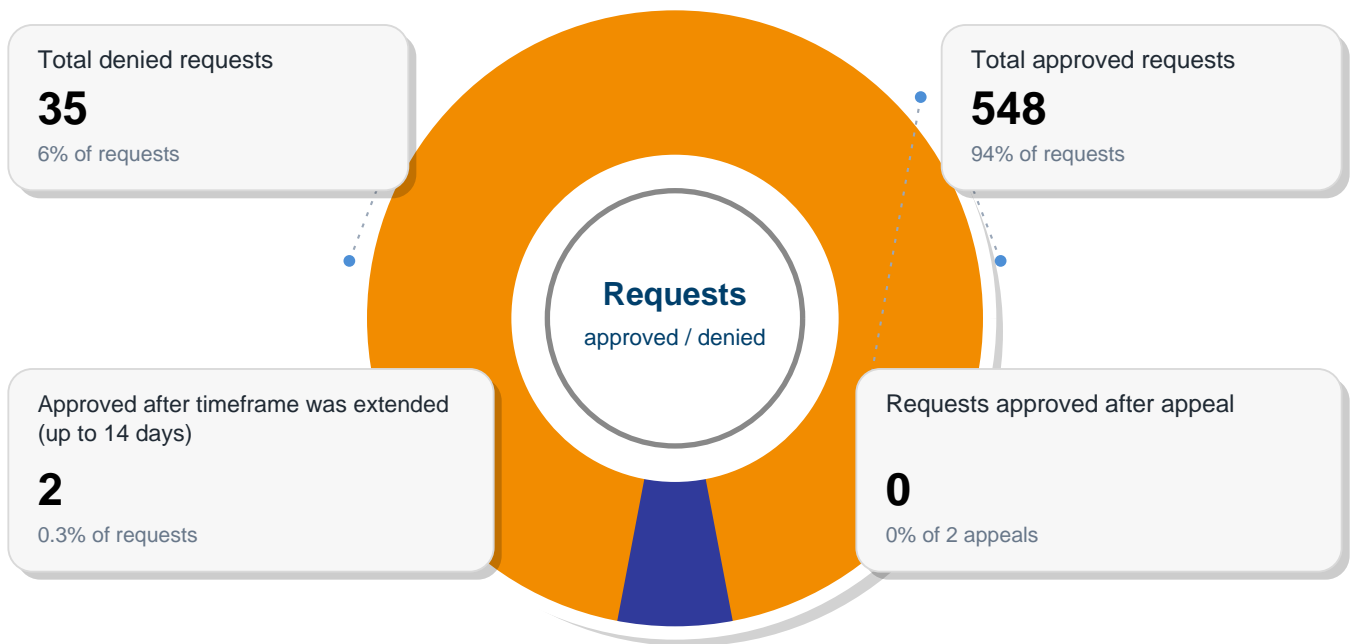
11.1 days

This visual includes only source workbook fields with reportable values. Drug prior authorization data is excluded.

VNS Health Total (HMO D-SNP)

In 2025, we received a total of 583 expedited (urgent) prior authorization requests. 94% were approved.

Expedited (urgent) requests



The mean (average) time to make expedited (urgent) prior authorization decisions was

2.44 days

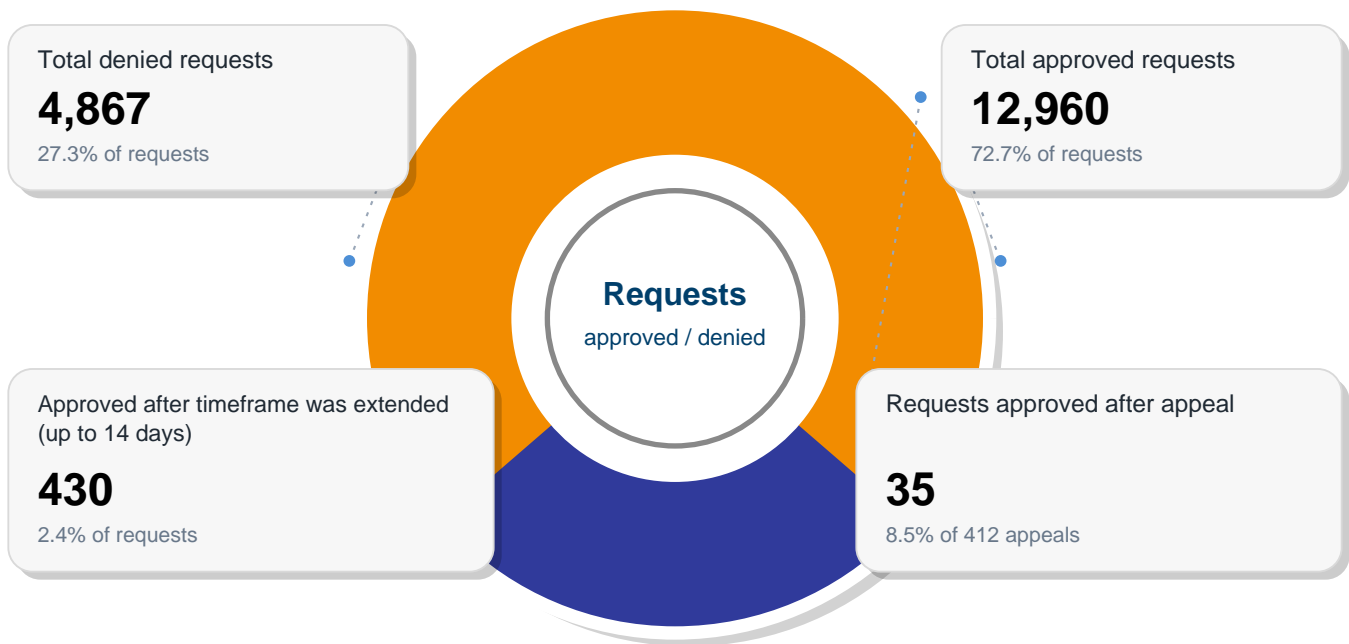
The median (middle) time to make expedited (urgent) prior authorization decisions was

0.98 days

VNS Health Managed Long Term Care

In 2025, we received a total of 17,827 standard (non-urgent) prior authorization requests. 72.7% were approved.

Standard (non-urgent) requests



The mean (average) time to make standard (non-urgent) prior authorization decisions was

11.65 days

The median (middle) time to make standard (non-urgent) prior authorization decisions was

10.9 days

VNS Health Managed Long Term Care

In 2025, we received a total of 234 expedited (urgent) prior authorization requests. 67.5% were approved.

Expedited (urgent) requests



The mean (average) time to make expedited (urgent) prior authorization decisions was

9.69 days

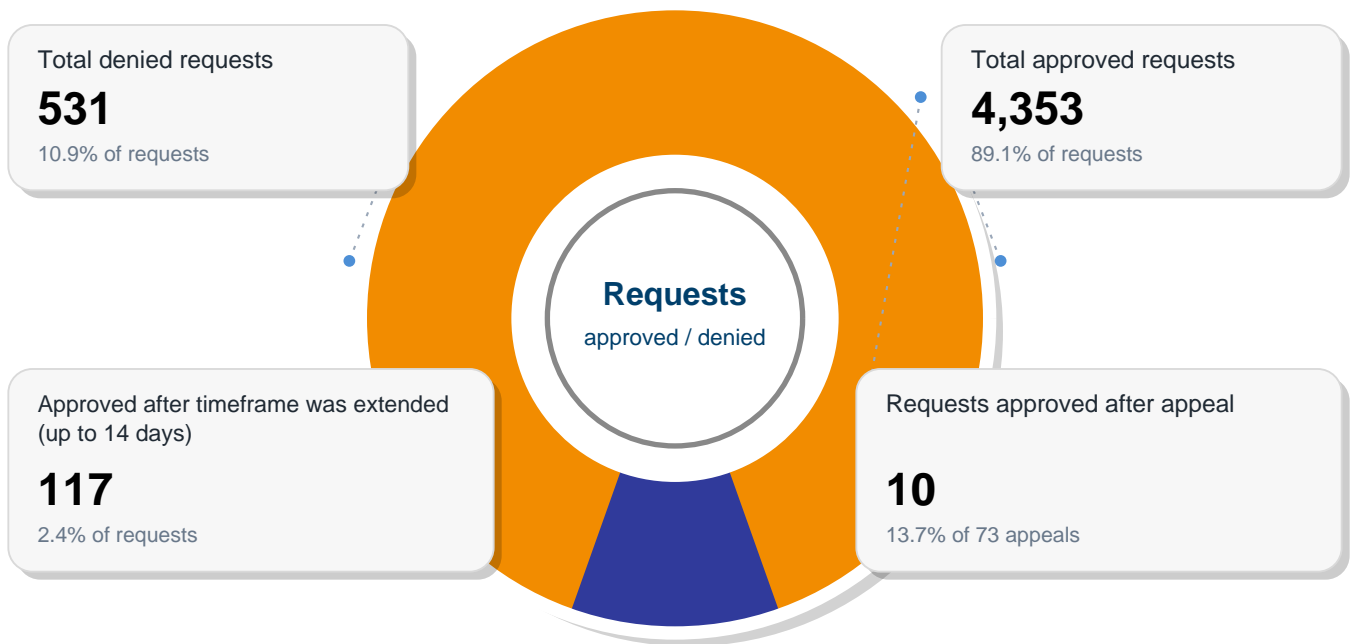
The median (middle) time to make expedited (urgent) prior authorization decisions was

3.2 days

SelectHealth

In 2025, we received a total of 4,884 standard (non-urgent) prior authorization requests. 89.1% were approved.

Standard (non-urgent) requests



The mean (average) time to make standard (non-urgent) prior authorization decisions was

6.75 days

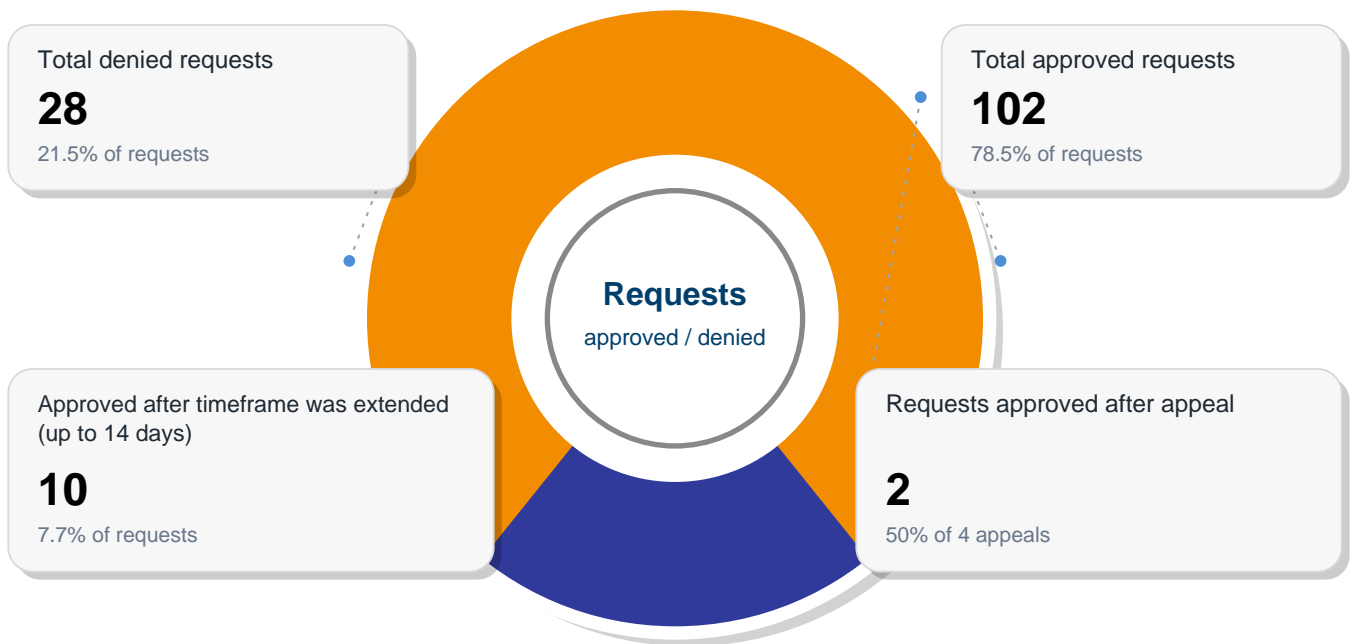
The median (middle) time to make standard (non-urgent) prior authorization decisions was

2.54 days

SelectHealth

In 2025, we received a total of 130 expedited (urgent) prior authorization requests. 78.5% were approved.

Expedited (urgent) requests



The mean (average) time to make expedited (urgent) prior authorization decisions was

4.17 days

The median (middle) time to make expedited (urgent) prior authorization decisions was

1.1 days